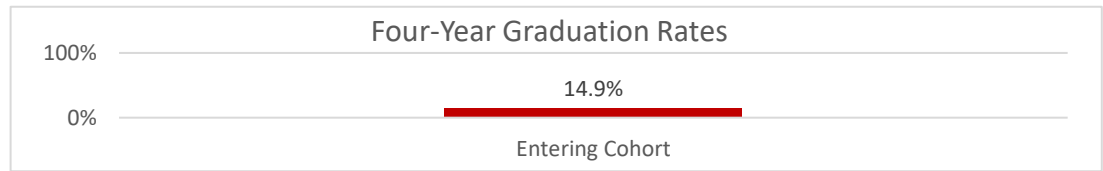
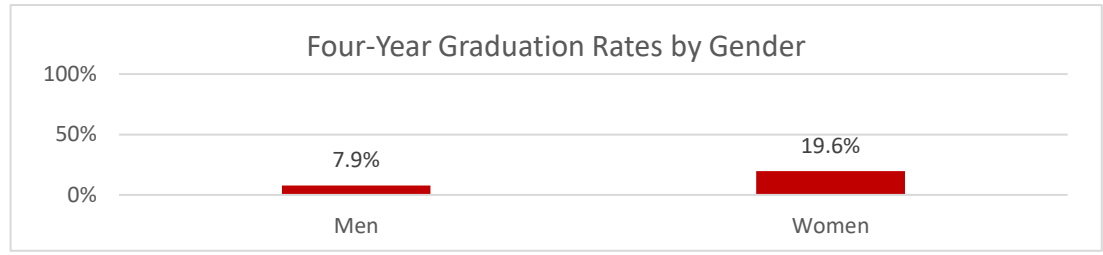


## Four-Year Graduation Rates of Full-Time First-Time Freshmen Enrolled in Baccalaureate Degree Programs Fall 2018 Entering Cohort

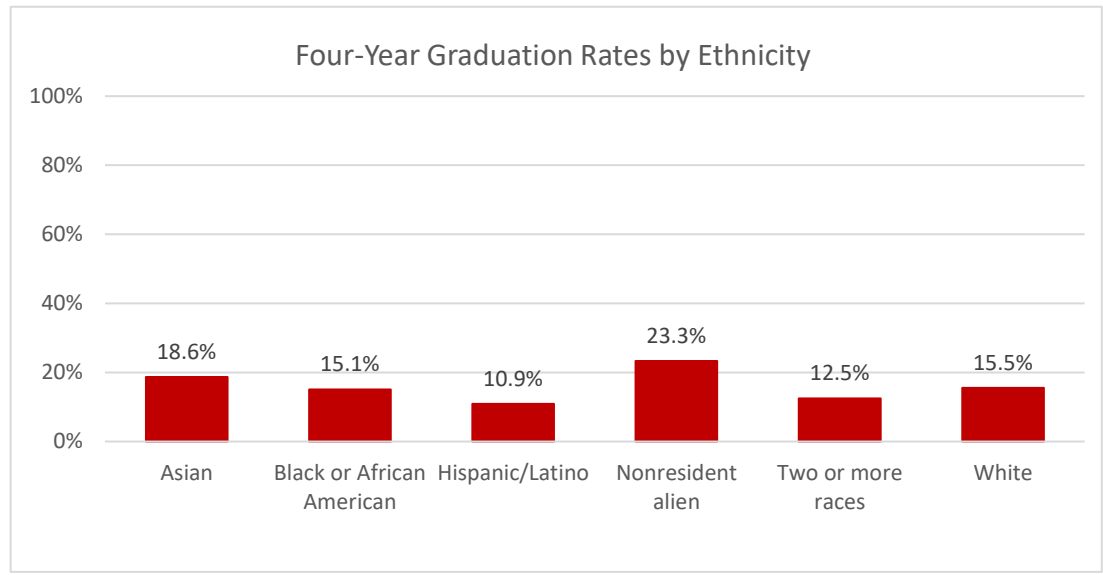
	Cohort (N)	Graduated from York	
		Count (N)	Graduation Rate (%)
<b>Total</b>			
Entering Cohort	1107	165	14.9%



Gender	Cohort (N)	Graduated from York	
		Count (N)	Graduation Rate (%)
Men	444	35	7.9%
Women	663	130	19.6%
<b>Total</b>	1107	165	14.9%



Ethnicity	Cohort (N)	Graduated from York	
		Count (N)	Graduation Rate (%)
American Indian or Alaskan Native	11	*	*
Asian	236	44	18.6%
Black or African American	398	60	15.1%
Hispanic/Latino	340	37	10.9%
Native Hawaiian or Other Pacific Islander	2	*	*
Nonresident alien	30	7	23.3%
Two or more races	32	4	12.5%
White	58	9	15.5%
<b>Total</b>	1107	165	14.9%



\*Rates not reported on cohorts less than 25