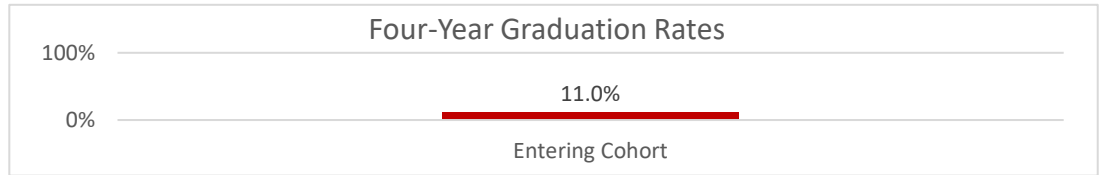
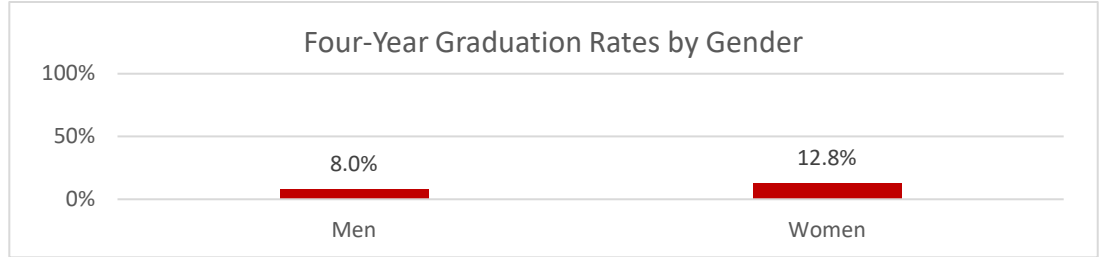


## Four-Year Graduation Rates of Full-Time First-Time Freshmen Enrolled in Baccalaureate Degree Programs Fall 2019 Entering Cohort

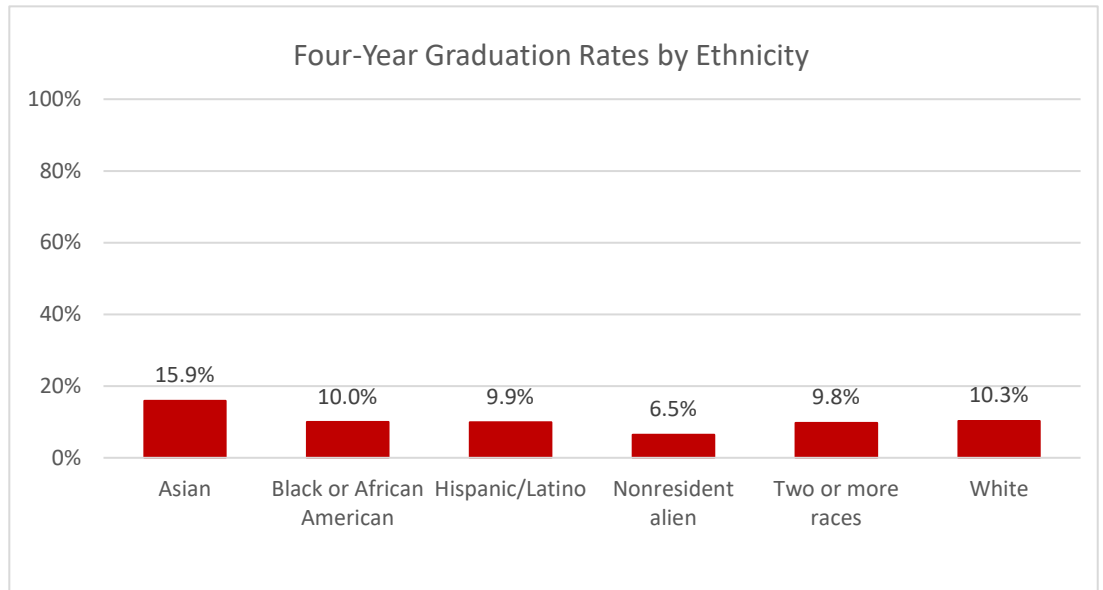
	Cohort (N)	Graduated from York	
		Count (N)	Graduation Rate (%)
<b>Total</b>			
Entering Cohort	1100	121	11.0%



Gender	Cohort (N)	Graduated from York	
		Count (N)	Graduation Rate (%)
Men	413	33	8.0%
Women	687	88	12.8%
<b>Total</b>	<b>1100</b>	<b>121</b>	<b>11.0%</b>



Ethnicity	Cohort (N)	Graduated from York	
		Count (N)	Graduation Rate (%)
American Indian or Alaskan Native	13	*	*
Asian	176	28	15.9%
Black or African American	442	44	10.0%
Hispanic/Latino	352	35	9.9%
Native Hawaiian or Other Pacific Islander	6	*	*
Nonresident alien	31	2	6.5%
Two or more races	41	4	9.8%
White	39	4	10.3%
<b>Total</b>	<b>1100</b>	<b>121</b>	<b>11.0%</b>



\*Rates not reported on cohorts less than 25