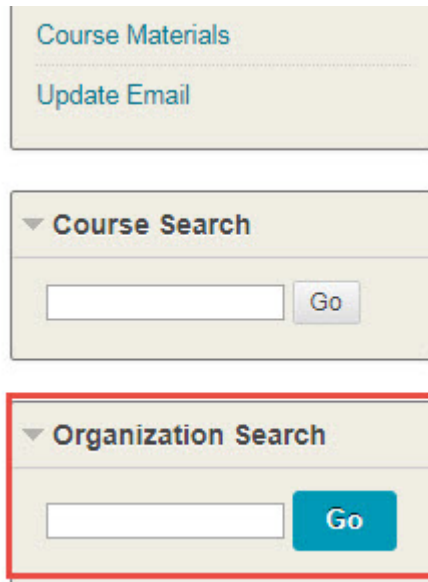
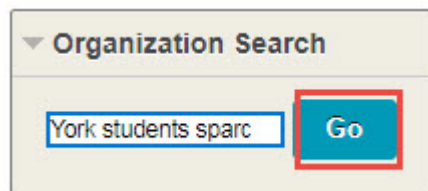


How to Self-Enroll to the SPARC Training site in Blackboard

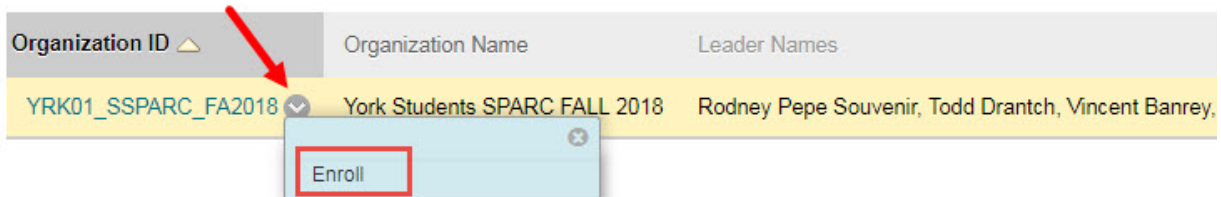
1. After logging into Blackboard, on the Home tab, scroll down for the left-most column and find the "Organization Search" panel.



2. Type in the words "York Students SPARC" (it's not case-sensitive) in the textbox and click "Go".



3. Be patient, it may take a while to complete the search. When it's done, you will see the York Student SPARC training Blackboard site at the bottom of the "Browse Organization Catalog" page.
4. Move your cursor near the organization ID and click the down arrow, then click "Enroll".



5. The “Self Enrollment” page is displayed. Click “Submit” button on the bottom right to enroll.

Self Enrollment

ENROLL IN ORGANIZATION: YORK STUDENTS SPARC FALL 2018 (YRK01_SSPARC_FA2018) _____

Instructor: Rodney Pepe Souvenir, Todd Drantch, Vincent Banrey, Alicia Franqui, Joseph Awadjie, Wenyng Huang-Stolte

Description:

Categories: Education:Higher Education

Click **Submit** to proceed. Click **Cancel** to go back.

Cancel

Submit